


inurma

ENVIRONMENTAL TECHNICAL SOLUTIONS

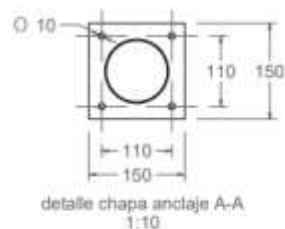
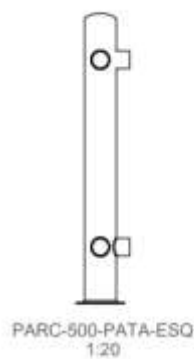
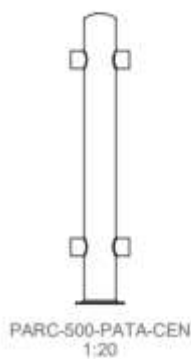
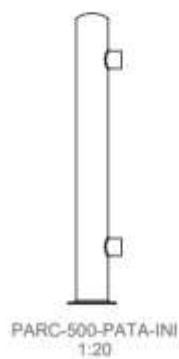
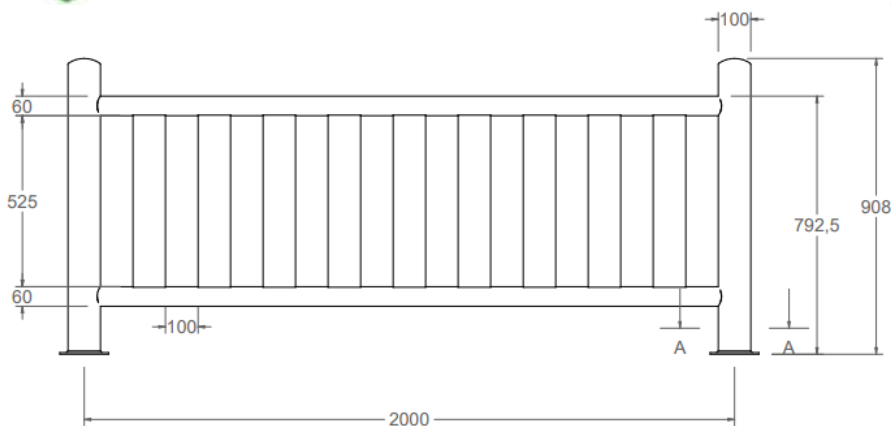
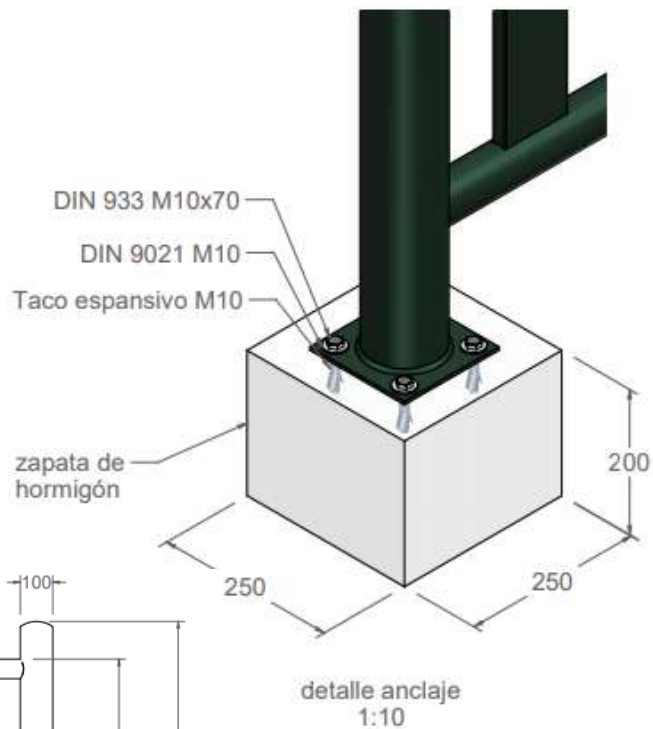

FICHA TÉCNICA

VALLA INFANTIL 2000



VALLA INFANTIL 2000

Tramo de 2 mts de lamas verticales de colores unidas por dos tubos horizontales. Para formar valla de zonas infantiles.



CARACTERÍSTICAS TÉCNICAS	
1. Materiales	Acero
2. Peso	Tramo de lamas verticales: 17.19 kg Pata de inicio: 5.14 kg Pata central: 5.32 kg Pata esquina: 5.32 kg
3. Acabado	Pintado epoxi al horno
4. Embalaje	Paletizado y plastificado
5. Anclaje	Tornillo M10 X 100 (no suministrado)

La valla se suministra pre-montada, las patas separades de los tramos de lamas verticales.